

Curbside Organic Waste Recycling Guide



The City of San Diego is proud to introduce weekly organic waste collection to your current trash and recycling service. Customers serviced by the City will receive a free kitchen pail and green bin.* Yard trimmings, food scraps and food-soiled paper (referred to as organic waste) can all be discarded in the green bin.

- Kitchen pails are being delivered to all City-serviced residences, and green bins are being delivered to City-serviced residences that do not currently have one.
- When the green bin and kitchen pail arrive, each residence can help make a big difference to the environment by collecting organic waste and discarding the contents into the green bin. Organic waste sent to landfills rots and emits greenhouse gasses.
- The City is providing tips to prevent any odors or build-up in the new bin. The helpful tips can be found at www.sandiego.gov/cleanbintips.
- Discarding organic material in the green bin will help make San Diego a more sustainable and thriving place to live, work and play! We can't do this without you!

Please check our website for more information at www.sandiego.gov/organicwasterecycling.

Thank You!

** A small number of existing customers have green bins. Those customers will receive a kitchen pail, but not a green bin.*

City Serviced Residential Organic Waste Recycling Process



Keep this guide on hand for easy reference. It is designed to help you learn how to recycle organic waste successfully.
Customer Care Center Phone: 858-694-7000, Email: trash@sandiego.gov, Website: www.sandiego.gov/organicwasterecycling

Food Scrap Collection Tips

Collect food scraps! It's ok to start with easy items like used coffee grounds or stems/stalks from vegetable preparation. Place fruit and vegetable peels, plate scrapings and food-soiled paper in the kitchen pail or in a container of your choice during meal prep or following a meal. Make sure to remove all packaging (produce stickers, plastic wrap, twist ties, foil and containers) from your food scraps.

- TIP 1** Drain liquid from your food scraps. Consider refrigerating or freezing food scraps until collection day.
- TIP 2** Sprinkle baking soda on top of food scraps to eliminate potential odors.
- TIP 3** Wrap leftover food in newspaper, paper bags, paper towels, napkins, or parchment paper before discarding in your green bin.

PLEASE NOTE: Kitchen pails, or other countertop containers used to transport organic waste from inside the home to the green bin, should not be placed at the designated point identified for collection (curb, alley, etc.).

Rinse out the pail after emptying and return to the kitchen for additional use.



Yard Trimmings Collection Tips

- TIP 1** Make sure all items fit in green bin and the lid can be closed.
- TIP 2** Keep your yard waste free of contamination. Please do not discard plastic bags (even if labeled as "compostable"), glass, metal, plastics, sawdust, ashes, roof shingles, chemically treated or painted wood or trash of any kind including pet waste.



Kitchen Pail – **INDOORS**



Green Bin – **OUTDOORS**

What Goes in the Green Bin?



Not sure if something goes in the green bin?
Check out our website for a more detailed list
of acceptable and unacceptable items at
www.sandiego.gov/organicwasterecycling.

Keep Your Green Bin Clean!

Alternate Food and Yard Waste in your Green Bin.
For optimum maintenance, follow this example
when layering organic waste in your green bin.



PLEASE NOTE: Only city-provided green bins should be used for organic waste. Please do not place personal containers on street for collection.



- Try to keep your green bin in a shaded area and always keep the lid closed.
- Sprinkle a layer of baking soda on top of organic waste if you notice odors.
- Always line the bottom of your green bin with yard trimmings (or newspaper/ scrap paper) to absorb moisture and prevent food from sticking to the bottom. Next, add food scraps then a layer of newspaper or yard trimmings to cover food scraps.
- Remember to **put your green bin out every week for collection**, even if it's not full.
- After collection, brush out anything remaining inside the green bin and rinse with water over a landscaped area to remove residue. If you do not have access to a landscaped area, collect the dirty water and pour into a home drain or capture the wash water using absorbents (towels, mops, absorbent sock/boom), wet vacuum, or vacuum broom. Please do not pour dirty water into the street or storm drain that discharge pollutants into waterways.

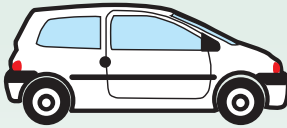
Collection Day Reminders



Place bins at the collection location by 6 a.m. for pick up



3 Feet



Space containers three feet from other bins, cars and obstacles.



Do **NOT** overload bins, contents must not block lid from closing.



Do **NOT** bag your recyclables or organic waste inside plastic bags. Keep them loose in the bin.

Frequently Asked Questions



What size green bins are offered and how many green bins can I have?

If you have never been issued a city-provided green bin, one will be delivered to your residence free of charge. Depending on your property, you will receive a 95-gallon, 65-gallon, or 35-gallon green bin. Households are only eligible to exchange container sizes and request additional containers after they have started their new organic waste recycling collection service. Additional information on ways to request an additional bin or exchange it for a different size will be included with the delivery on your initial bin.

Where will the green bin be delivered to?

Green bins will be placed on the street, next to the curb, in front of your residence.

How do I know when my green bin will be picked up?

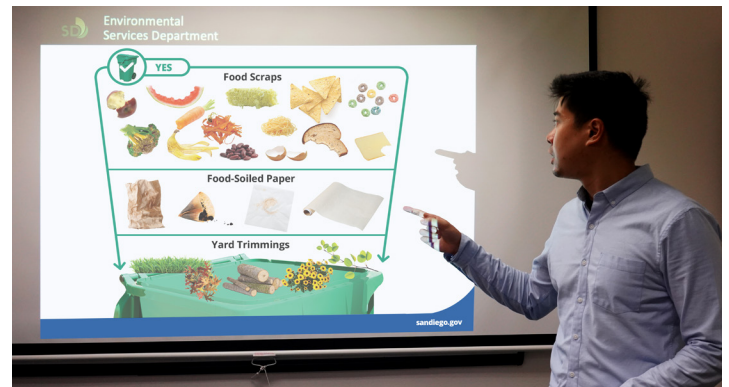
Your green bin will be picked up once a week on your regularly scheduled collection day at your normal collection location. Find your schedule at www.sandiego.gov/get-it-done.

Why can't I use compostable plastic bags or toss compostable products in the green bin?

Plastic products labeled "compostable" or "biodegradable" should not be placed in City of San Diego residential green bins. These items include bags, takeout containers, coffee pods, food packaging, cups, plates and service ware. Many compostable and biodegradable items currently available do not consistently break down at a rate to be accepted at the Miramar Greenery composting facility. Small bits of plastics left behind diminish the quality of the compost and may cause airborne litter that pollutes neighborhoods and contaminates waterways. Compostable and biodegradable plastic bags are often not see-through which inhibit the staff's ability to easily identify harmful contamination such as glass, plastics and hazardous waste.

Join Our Webinars and Workshops

The City of San Diego is hosting **free** informational online webinars and in-person workshops about the organic waste recycling program. We will review important information about new weekly organic waste collection, provide tips on how to sort material correctly and keep your green bin clean. We will also answer additional questions. Interpretation in languages other than English is available. Find out the webinar and workshop schedule and register to attend at www.sandiego.gov/organicwasterecycling.



Compost & Mulch Available to City Residents

Help complete the composting cycle by using compost and mulch in your garden or landscape area. The Miramar Greenery produces compost, mulch and wood chips. These products are beneficial in helping to improve soil, conserve water, reduce the use of synthetic fertilizers, pesticides, and herbicides and enhance landscapes.

City of San Diego residents may pick up to two cubic yards of compost or mulch from the Miramar Greenery for **FREE** with proof of address. Greenery staff are available to assist in loading the materials into your car for a fee.

Specialized garden products are available to purchase at competitive prices from the Miramar Greenery including a variety of compost, mulch and wood chips products.

For more information visit: www.sandiego.gov/environmental-services/miramar/greenery



What Goes Where?



ORGANIC WASTE RECYCLING EVERY WEEK



NO

Glass, Plastic Bags, Pet Poop, Plant Pots, Dirt, Rocks, Bricks and Plant Tags.

Learn more at
RecyclingWorks.com



RECYCLING EVERY OTHER WEEK

All Recyclables Empty, Dry and Loose.

**Aluminum,
Steel Bottles
and Cans**




**Aluminum Foil
and Trays**



**Glass Bottles
and Jars**



**Boxes
and
Cardboard**



**Mixed Paper and
Shredded Paper**
*(shredded paper
must be in a
paper bag)*



**Food and
Beverage
Paper
Cartons**



**Plastic Bottles, Cups, Containers, Jugs, Trays,
Buckets, Tubs and Toys, Styrofoam™ Packaging
and Beverage Containers**



NO

Plastic Bags, Plastic Wrap, Food or Liquid, Clothes, Hoses, Wires, Electronics, Hazardous Waste, Chemicals, Batteries, Compact Fluorescent Light Bulbs, and Compostable and Biodegradable Plastics.



TRASH EVERY WEEK

**Hygiene Products,
Diapers and
Pet Waste**



**Dish and
Glassware**



**Paper Plates, Cups
and Takeout Boxes**



**Tissues and
Sanitizing Wipes**



**Plastic Bags,
Wrappers and Film**



**Plastic Straws
and Utensils
Products Labeled
"Compostable" or
"Biodegradable"**



NO

Electronics, Hazardous Waste, Chemicals, Batteries and Compact Fluorescent Light Bulbs.



Need Help or Want to Learn More?

Visit: www.sandiego.gov/organicwasterecycling

Email: trash@sandiego.gov

Call Our Customer Care Center Phone: **858-694-7000**

Translation and interpretation available upon request.

